Raccordi accessori Serie 2000 in ottone

Filetti dei raccordi: metrici (M5), cilindrici (G1/8, G1/4, G3/8, G1/2, G3/4, G1), conici (R1/8, R1/4, R3/8, R1/2, R3/4, R1)

L'ampia gamma di raccordi accessori Serie 2000 comprende giunzioni diritte, a L, a T, a croce, maschio o femmina e garantisce il supporto necessario alla progettazione di impianti per aria compressa.

CARATTERISTICHE GENERALI

Filettature	GAS conico ISO 7 (BSPT) GAS cilindrico ISO 228 (BSP)
Temperatura	-40°C ÷ 120°C
Fluido	aria compressa ed altri fluidi a bassa pressione
Materiali	OT nichelato
Pressione d'esercizio	80 bar

Raccordi accessori

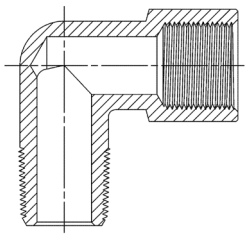

Prodotti destinati all'industria.
Condizioni generali di vendita disponibili sul sito www.camozzi.com.

Raccordi Mod. 2500

Nipplo Conico

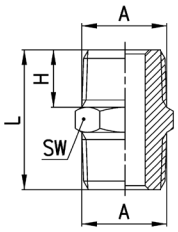

DIMENSIONI					
Mod.	A	H	L	SW	Peso (g)
2500 1/8	R1/8	7,5	19,5	12	9
2500 1/4	R1/4	11	27	14	16
2500 3/8	R3/8	11,5	28	17	21
2500 1/2	R1/2	14	33,5	22	41
2500 3/4	R3/4	16,5	40	27	80
2500 1	R1	19	45,5	34	125

Raccordi Mod. 2501

Nipplo Metrico-Cilindrico

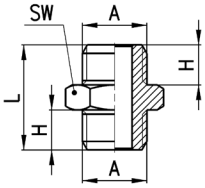

DIMENSIONI					
Mod.	A	H	L	SW	Peso (g)
2501 M5	M5	4	11,5	8	2
2501 1/8	G1/8	6	16,5	13	9
2501 1/4	G1/4	8	21	17	15
2501 3/8	G3/8	9	23	19	21
2501 1/2	G1/2	10	25,5	24	35

Raccordi Mod. 2510

Nipplo Ridotto Conico

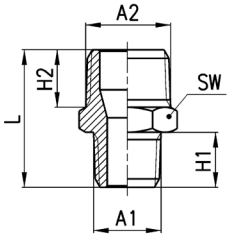

DIMENSIONI							
Mod.	A1	A2	H2	H1	L	SW	Peso (g)
2510 1/8-1/4	R1/8	R1/4	11	7,5	23,5	14	14
2510 1/8-3/8	R1/8	R3/8	11,5	7,5	24	17	18
2510 1/4-3/8	R1/4	R3/8	11,5	11	27,5	17	20
2510 1/4-1/2	R1/4	R1/2	14	11	30,5	22	34
2510 3/8-1/2	R3/8	R1/2	14	11,5	31	22	34
2510 1/2-3/4	R1/2	R3/4	16,5	14	37,5	27	67

Prodotti destinati all'industria.
Condizioni generali di vendita disponibili sul sito www.camozzi.com.

Raccordi Mod. 2520

Prolunga Riduzione Maschio Conica

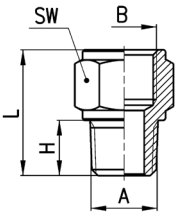

DIMENSIONI						
Mod.	A	B	H	L	SW	Peso (g)
2520 1/8-1/8	R1/8	G1/8	7,5	17,5	13	9
2520 1/8-1/4	R1/8	G1/4	7,5	19	17	15
2520 1/8-3/8	R1/8	G3/8	7,5	20	20	19
2520 1/4-1/4	R1/4	G1/4	11	22,5	17	17
2520 1/4-3/8	R1/4	G3/8	11	23,5	20	21
2520 1/4-1/2	R1/4	G1/2	11	27,5	24	35
2520 3/8-3/8	R3/8	G3/8	11,5	24	20	23
2520 3/8-1/2	R3/8	G1/2	11,5	28	24	37
2520 1/2-1/2	R1/2	G1/2	14	30,5	24	41

Raccordi Mod. 2521

Prolunga Riduzione Metrica-Cilindrica

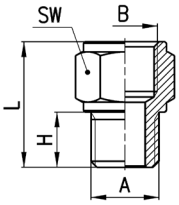

DIMENSIONI						
Mod.	A	B	H	L	SW	Peso (g)
2521 M5-1/8	M5	G1/8	4	14	13	7
2521 1/8-1/8	G1/8	G1/8	6	16	13	8
2521 1/8-1/4	G1/8	G1/4	6	17,5	17	14
2521 1/8-3/8	G1/8	G3/8	6	18,5	20	30
2521 1/4-1/4	G1/4	G1/4	8	19,5	17	16
2521 1/4-3/8	G1/4	G3/8	8	20,5	20	20
2521 1/4-1/2	G1/4	G1/2	8	24,5	24	33
2521 3/8-3/8	G3/8	G3/8	9	21,5	20	22
2521 3/8-1/2	G3/8	G1/2	9	25,5	24	35
2521 1/2-1/2	G1/2	G1/2	10	26,5	24	36

Prodotti destinati all'industria.
Condizioni generali di vendita disponibili sul sito www.camozzi.com.

Raccordi Mod. 2511

Nipplo Ridotto Metrico-Cilindrico

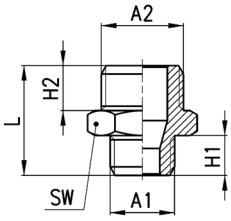

DIMENSIONI							
Mod.	A1	A2	H1	H2	L	SW	Peso (g)
2511 M5-1/8	M5	G1/8	4	6	14,5	13	8
2511 1/8-1/4	G1/8	G1/4	6	8	19	17	15
2511 1/8-3/8	G1/8	G3/8	6	9	20	19	19
2511 1/4-3/8	G1/4	G3/8	8	9	22	19	20
2511 1/4-1/2	G1/4	G1/2	8	10	23,5	24	32
2511 3/8-1/2	G3/8	G1/2	9	10	24,5	24	34

Raccordi Mod. 2525

Prolunga Maschio Cilindrica

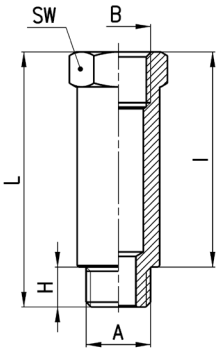

DIMENSIONI							
Mod.	A	B	H	I	L	SW	Peso (g)
2525 1/8-16	G1/8	G1/8	6	16	22	13	12
2525 1/8-36	G1/8	G1/8	6	36	42	13	24
2525 1/4-27	G1/4	G1/4	8	27	35	17	30
2525 1/4-43	G1/4	G1/4	8	43	51	17	45

Raccordi Mod. 2530

Riduzione Conica

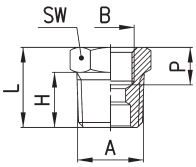

DIMENSIONI							
Mod.	A	B	H	P (min)	L	SW	Peso (g)
2530 1/4-1/8	R1/4	G1/8	11	6	16	14	9
2530 3/8-1/8	R3/8	G1/8	11,5	8,5	16,5	17	17
2530 1/2-1/8	R1/2	G1/8	14	9,5	19,5	22	12
2530 3/8-1/4	R3/8	G1/4	11,5	7	16,5	17	34
2530 1/2-1/4	R1/2	G1/4	14	9,5	19,5	22	30
2530 1/2-3/8	R1/2	G3/8	14	8	19,5	22	24
2530 3/4-3/8	R3/4	G3/8	16,5	11,5	23	27	67
2530 3/4-1/2	R3/4	G1/2	16,5	9,5	23,5	27	48
2530 1-1/2	R1	G1/2	19	14	27	34	131

Prodotti destinati all'industria.
Condizioni generali di vendita disponibili sul sito www.camozzi.com.

Raccordi Mod. 2531

Riduzione Cilindrica

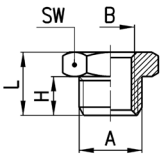

DIMENSIONI							
Mod.	A	B	H	L	SW	Peso (g)	
2531 1/8-M5	G1/8	M5	6	10,5	13	8	*
2531 1/4-1/8	G1/4	G1/8	8	13	17	11	*
2531 3/8-1/8	G3/8	G1/8	9	14	19	17	
2531 3/8-1/4	G3/8	G1/4	9	14	19	12	*
2531 1/2-1/8	G1/2	G1/8	10	15,5	24	32	
2531 1/2-1/4	G1/2	G1/4	10	15,5	24	29	
2531 1/2-3/8	G1/2	G3/8	10	15,5	24	22	*

* = con filetto passante

Raccordi Mod. 2543

Manicotto

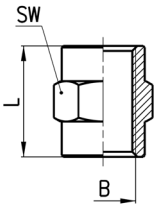

DIMENSIONI				
Mod.	B	L	SW	Peso (g)
2543 M5	M5	11	8	3
2543 1/8	G1/8	15	13	8
2543 1/4	G1/4	22	17	19
2543 3/8	G3/8	23	20	19
2543 1/2	G1/2	28	24	29

Raccordi Mod. 2553

Manicotto Riduzione

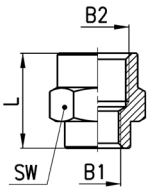

DIMENSIONI					
Mod.	B1	B2	L	SW	Peso (g)
2553 M5-1/8	M5	G1/8	13.5	13	7
2553 1/8-1/4	G1/8	G1/4	17	17	18
2553 1/8-3/8	G1/8	G3/8	18	20	18
2553 1/8-1/2	G1/8	G1/2	21.5	24	28
2553 1/4-3/8	G1/4	G3/8	21.5	20	21
2553 1/4-1/2	G1/4	G1/2	23	24	32
2553 3/8-1/2	G3/8	G1/2	24	24	31

Prodotti destinati all'industria.
Condizioni generali di vendita disponibili sul sito www.camozzi.com.

Raccordi Mod. 2611

Tappo Maschio Cilindrico

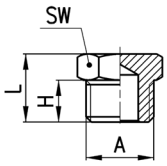

DIMENSIONI					
Mod.	A	H	L	SW	Peso (g)
2611 M5	M5	4	7,5	8	2
2611 1/8	G1/8	6	10,5	13	7
2611 1/4	G1/4	8	13	17	13
2611 3/8	G3/8	9	14	19	18
2611 1/2	G1/2	10	15,5	24	31
2611 1	G1	13	19	38	76

Raccordo Mod. 2610 3/4

Tappo Maschio Conico

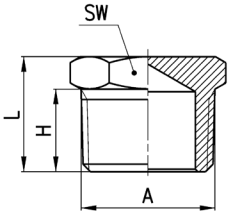

DIMENSIONI					
Mod.	A	H	L	SW	Peso (g)
2610 3/4	R3/4	16,5	23	27	61

Raccordi Mod. 2613

Tappo Femmina Cilindrico

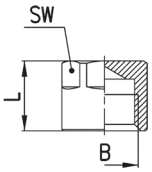

DIMENSIONI				
Mod.	B	L	SW	Peso (g)
2613 1/8	G1/8	11	12	6
2613 1/4	G1/4	13,5	15	13
2613 3/8	G3/8	15,5	18	19
2613 1/2	G1/2	22,5	19	33

Prodotti destinati all'industria.
Condizioni generali di vendita disponibili sul sito www.camozzi.com.

Raccordi Mod. 2601

Portagomma Maschio
Metrico-Cilindrico

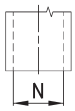

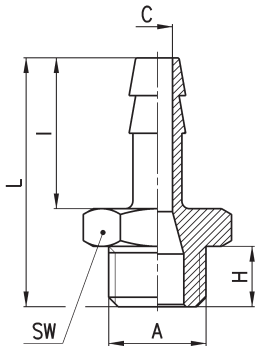

DIMENSIONI								
Mod.	N	A	C	H	I	L	SW	Peso (g)
2601 2-M5	2	M5	1,2	4	8	16	8	2
2601 4,5-M5	4	M5	2,5	4	15	23	8	3
2601 7-1/8	7	G1/8	4	6	20	30	12	9
2601 7-1/4	7	G1/4	4	8	20	33	17	16
2601 8-1/8	8	G1/8	5	6	20	30	12	10
2601 9-1/8	9	G1/8	5,5	6	20	30	12	11
2601 9-1/4	9	G1/4	6	8	20	33	17	17
2601 9-3/8	9	G3/8	6	9	20	34	19	21
2601 12-1/4	12	G1/4	8,5	8	20	33	17	20
2601 12-3/8	12	G3/8	9	9	20	34	19	23
2601 12-1/2	12	G1/2	9	10	20	35,5	24	34
2601 17-3/8	17	G3/8	12	9	24	38	19	31
2601 17-1/2	17	G1/2	13	10	24	39,5	24	41

Raccordi Mod. 2013

Gomito Femmina Cilindrico

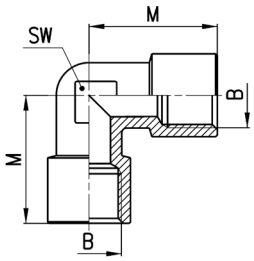

DIMENSIONI				
Mod.	B	M	SW	Peso (g)
2013 1/8	G1/8	19	11	16
2013 1/4	G1/4	23	14	28
2013 3/8	G3/8	25	16	39
2013 1/2	G1/2	31,5	20	69

Raccordi Mod. 2010

Gomito Maschio Conico

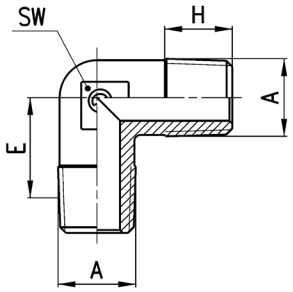

DIMENSIONI					
Mod.	A	E	H	SW	Peso (g)
2010 1/8	R1/8	11,5	7,5	9	10
2010 1/4	R1/4	13,5	11	12	18
2010 3/8	R3/8	15,5	11,5	14	28
2010 1/2	R1/2	16	14	16	47
2010 3/4	R3/4	19	16	25	103
2010 1	R1	23	17	30	183

Raccordi Mod. 2021 e Mod. 2020

Mod. 2021: Gomito Maschio Femmina Metrico
Mod. 2020: Gomito Maschio Femmina Conico

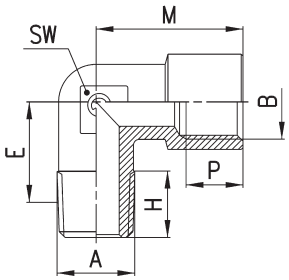

DIMENSIONI								
Mod.	A	B	E	H	M	P (min)	SW	Peso (g)
2021 M5-M5	M5	M5	9	4	10,5	4,5	9	7
2020 1/8-1/8	R1/8	G1/8	11,5	8,5	19	6	11	17
2020 1/4-1/4	R1/4	G1/4	15	11	23	7	13	27
2020 3/8-3/8	R3/8	G3/8	15	11,5	25	8	15	33
2020 1/2-1/2	R1/2	G1/2	17,5	14	31,5	9,5	20	63
2020 3/4-3/4	R3/4	G3/4	19	16	36,5	16,5	25	126
2020 1-1	R1	G1	23	17	45	19	30	209

Raccordi Mod. 2050

T.M.M.F.

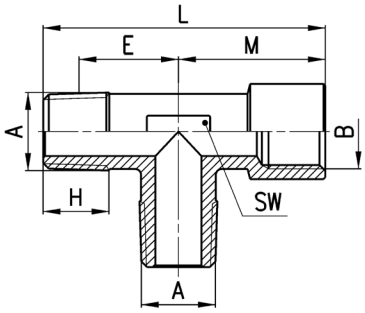

DIMENSIONI								
Mod.	A	B	E	H	L	M	SW	Peso (g)
2050 1/8-1/8	R1/8	G1/8	11,5	8,5	37	19	12	27
2050 1/4-1/4	R1/4	G1/4	15	11	46	23	13	35
2050 3/8-3/8	R3/8	G3/8	15	11,5	48,5	25	16	44
2050 1/2-1/2	R1/2	G1/2	17,5	14	60,5	31,5	20	83

Prodotti destinati all'industria.
Condizioni generali di vendita disponibili sul sito www.camozzi.com.

Raccordi Mod. 2060

T.F.M.F.

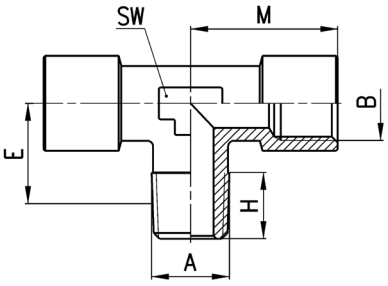

DIMENSIONI							
Mod.	A	B	E	H	M	SW	Peso (g)
2060 1/8-1/8	R1/8	G1/8	11,5	8,5	19	12	22
2060 1/4-1/4	R1/4	G1/4	15	11	23	13	38
2060 3/8-3/8	R3/8	G3/8	15	11,5	25	16	49
2060 1/2-1/2	R1/2	G1/2	17,5	14	31,5	20	89

Raccordi Mod. 2080

T Maschio

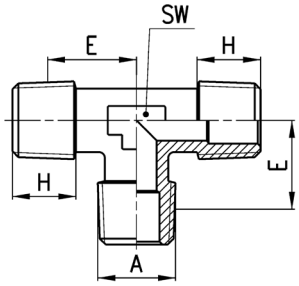

DIMENSIONI					
Mod.	A	E	H	SW	Peso (g)
2080 1/8	R1/8	11,5	7,5	9	14
2080 1/4	R1/4	13,5	11	12	25
2080 3/8	R3/8	15,5	11,5	14	39
2080 1/2	R1/2	16	14	16	82
2080 3/4	R3/4	19	16,2	25	135
2080 1	R1	23	17,5	30	239

Raccordi Mod. 2070

T.M.F.F.

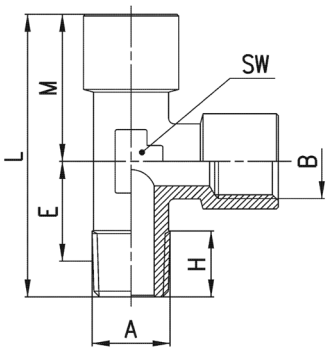

DIMENSIONI								
Mod.	A	B	E	H	L	M	SW	Peso (g)
2070 1/8-1/8	R1/8	G1/8	11,5	8,5	37	19	12	22
2070 1/4-1/4	R1/4	G1/4	15	11	46	23	13	37
2070 3/8-3/8	R3/8	G3/8	15	11,5	48,5	25	16	49
2070 1/2-1/2	R1/2	G1/2	17,5	14	60,5	31,5	20	89

Prodotti destinati all'industria.
Condizioni generali di vendita disponibili sul sito www.camozzi.com.

Raccordi Mod. 2090

T.M.F.M.

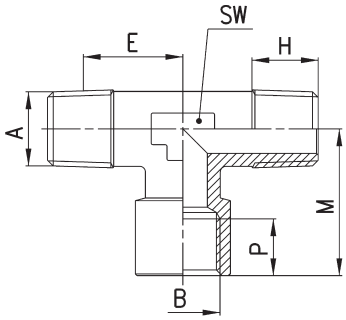

DIMENSIONI								
Mod.	A	B	E	H	M	P	SW	Peso (g)
2090 1/8-1/8	R1/8	G1/8	11,5	8,5	19	6	12	22
2090 1/4-1/4	R1/4	G1/4	15	11	23	7	13	37
2090 3/8-3/8	R3/8	G3/8	15	11,5	25	8	16	44
2090 1/2-1/2	R1/2	G1/2	17,5	14	31,5	9,5	20	83
2090 3/4-3/4	R3/4	G3/4	19	16	36,5	16,5	25	156
2090 1-1	R1	G1	23	17,5	45	19	30	262

Raccordi Mod. 2003

T Femmina

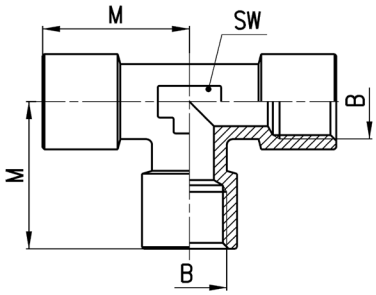

DIMENSIONI				
Mod.	B	M	SW	Peso (g)
2003 1/8	G1/8	19	12	23
2003 1/4	G1/4	23	13	39
2003 3/8	G3/8	25	16	54
2003 1/2	G1/2	31,5	20	97

Raccordi Mod. 2040

Y.F.M.F.

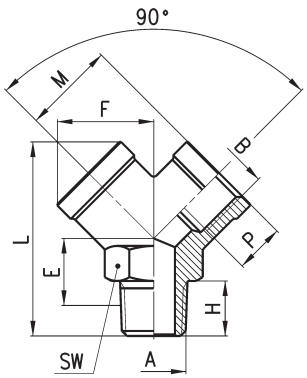

DIMENSIONI										
Mod.	A	B	E	F	H	L	M	P	SW	Peso (g)
2040 1/8-1/8	R1/8	G1/8	9,5	14,5	8	32	14	8	13	22
2040 1/4-1/4	R1/4	G1/4	12	18	11	38	17,5	11	17	38
2040 3/8-3/8	R3/8	G3/8	13,5	20,5	11,5	42,5	19	11,5	20	52
2040 1/2-1/2	R1/2	G1/2	15,5	26,5	14	53	24.5	14	25	110

Prodotti destinati all'industria.
Condizioni generali di vendita disponibili sul sito www.camozzi.com.

Raccordi Mod. 2043

Y Femmina

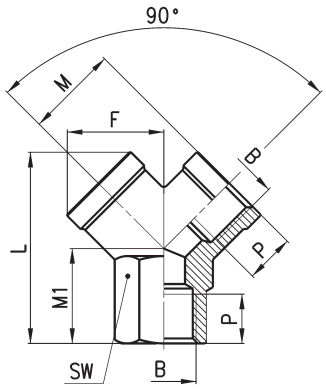

DIMENSIONI								
Mod.	B	F	L	M	M1	P	SW	Peso (g)
2043 1/8	G1/8	14,5	26,5	14	12	8	13	18
2043 1/4	G1/4	18	32	17,5	14	11	17	32
2043 3/8	G3/8	20,5	37	19	16	11,5	20	44
2043 1/2	G1/2	26,5	45	24,5	19	14	25	84

Raccordi Mod. 2033

Croce Femmina

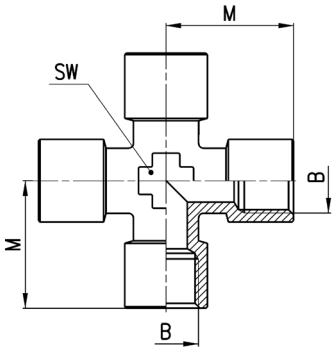

DIMENSIONI				
Mod.	B	M	SW	Peso (g)
2033 1/8	G1/8	19	12	27
2033 1/4	G1/4	23	14	51
2033 3/8	G3/8	25	16	70

Raccordi Mod. 2023

Anello Singolo Filettato

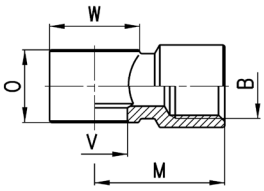

DIMENSIONI							
Mod.	B	M	O	V	W	Peso (g)	assemblabile con Mod.
2023 M5-M5	M5	10.5	9	5.1	9	6	1631
2023 M5-M6	M5	10.5	9	5.1	9	6	SCU, SVU, SCO...
2023 1/8-1/8	G1/8	20	14.5	9.8	Ø 14	14	1631, 1635, SCU, SVU, SCO...
2023 1/4-1/4	G1/4	23.5	14.5	13.2	Ø 18	21	1635, SCU, SVU, SCO...
2023 3/8-3/8	G3/8	26.5	14.5	16.7	Ø 21	27	1635, SCU, SVU, SCO...

Accessori Mod. 3033

Blocchetto 4 Vie con fori di fissaggio
Materiale: Alluminio anodizzato

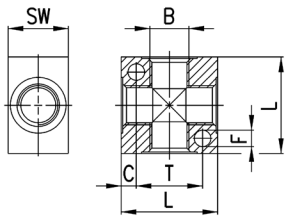

DIMENSIONI							
Mod.	B	C	F	L	T	SW	Peso (g)
3033 1/8	G1/8	4	4,5	25	17	16	18
3033 1/4	G1/4	5	5,5	32	22	20	35
3033 3/8	G3/8	7	5,5	40	26	25	73
3033 1/2	G1/2	8	5,5	50	34	30	137

Accessori Mod. 3043

Collettore con Uscite Contrapposte
Materiale: Alluminio anodizzato

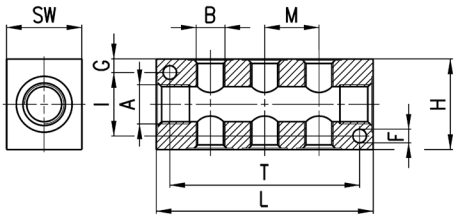

DIMENSIONI												
Mod.	A	USCITE LATERALI DOPPIE	B	F	G	H	I	L	M	T	SW	Peso (g)
3043 1/4-3D-1/8	G1/4	3	G1/8	4.5	4.5	30	21	72	18	63	20	85
3043 1/4-4D-1/8	G1/4	4	G1/8	4.5	4.5	30	21	90	18	81	20	107
3043 1/4-5D-1/8	G1/4	5	G1/8	4.5	4.5	30	21	108	18	99	20	128
3043 1/4-6D-1/8	G1/4	6	G1/8	4.5	4.5	30	21	126	18	117	20	151
3043 3/8-3D-1/4	G3/8	3	G1/4	5.5	6	40	28	92	24	75	25	177
3043 3/8-4D-1/4	G3/8	4	G1/4	5.5	6	40	28	116	24	99	25	224
3043 3/8-5D-1/4	G3/8	5	G1/4	5.5	6	40	28	140	24	123	25	270
3043 3/8-6D-1/4	G3/8	6	G1/4	5.5	6	40	28	164	24	147	25	315
3043 1/2-3D-3/8	G1/2	3	G3/8	5.5	6.5	50	37	104	26	85	30	287
3043 1/2-4D-3/8	G1/2	4	G3/8	5.5	6.5	50	37	130	26	111	30	356
3043 1/2-5D-3/8	G1/2	5	G3/8	5.5	6.5	50	37	156	26	137	30	427
3043 1/2-6D-3/8	G1/2	6	G3/8	5.5	6.5	50	37	182	26	163	30	495

Prodotti destinati all'industria.
Condizioni generali di vendita disponibili sul sito www.camozzi.com.

Accessori Mod. 3053

Collettore con Uscite Laterali
Materiale: Alluminio anodizzato

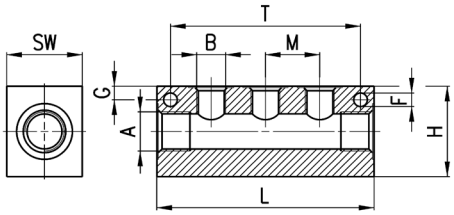

DIMENSIONI											
Mod.	A	USCITE LATERALI SINGOLE	B	F	G	H	L	M	T	SW	Peso (g)
3053 1/4-3L-1/8	G1/4	3	G1/8	4,5	4,5	30	72	18	63	20	92
3053 1/4-4L-1/8	G1/4	4	G1/8	4,5	4,5	30	90	18	81	20	116
3053 1/4-5L-1/8	G1/4	5	G1/8	4,5	4,5	30	108	18	99	20	140
3053 1/4-6L-1/8	G1/4	6	G1/8	4,5	4,5	30	126	18	117	20	164
3053 3/8-3L-1/4	G3/8	3	G1/4	5,5	6	40	92	24	75	25	191
3053 3/8-4L-1/4	G3/8	4	G1/4	5,5	6	40	116	24	99	25	243
3053 3/8-5L-1/4	G3/8	5	G1/4	5,5	6	40	140	24	123	25	294
3053 3/8-6L-1/4	G3/8	6	G1/4	5,5	6	40	164	24	147	25	345
3053 1/2-3L-3/8	G1/2	3	G3/8	5,5	6,5	50	104	26	85	30	313
3053 1/2-4L-3/8	G1/2	4	G3/8	5,5	6,5	50	130	26	111	30	395
3053 1/2-5L-3/8	G1/2	5	G3/8	5,5	6,5	50	156	26	137	30	474
3053 1/2-6L-3/8	G1/2	6	G3/8	5,5	6,5	50	182	26	163	30	551

Prodotti destinati all'industria.
Condizioni generali di vendita disponibili sul sito www.camozzi.com.