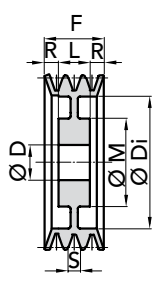




PER CALETTATORI

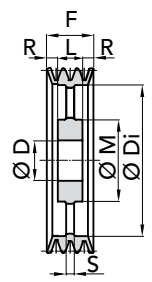
SEZIONE SPA

DISCO



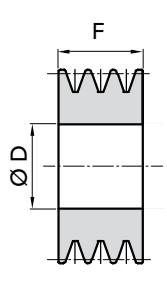
D

RAZZE

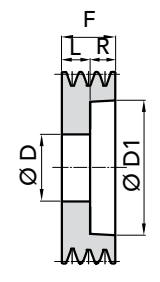


R

PIENA



P



P/1

Dp	CODICE Ø 55 H8	CODICE Ø 65 H8	CODICE Ø 80 H8	N° GOLE	FORMA	F	L	Ø M	R	Ø Di	S	PESO Kg.
90	91250902			2	P	35						
	91250903			3	P	50						
	91250905			5	P	80						
95	91250952			2	P	35						
100	91251001			1	P	20						
	91251002	91261002		2	P	35						
	91251003			3	P	50						
105	91251052			2	P	35						
120	91251202			2	P/1	35	27		8	88		
125		91261252		2	P/1	35	27		8	92		
		91261253		3	P/1	50	27		23	92		
		91261254		4	P/1	65	27		38	92		
130		91261303		3	P/1	50	27		23	97		
140		91261403		4	P/1	65	27		38	107		
150	91251502			2	P/1	35	27		8	117		
		91261504		4	P/1	65	27		38	117		
160	91251602	91261602		2	P/1	35	27		8	127		
		91261603		3	P/1	50	27		23	127		
170	91251702			2	D	35	27		4	137	27	
180	91251802	91261802		2	D	35	27		4	147	27	
	91251803	91271803		3	D	50	27		11,5	147	27	
190	91261902			2	D	35	27	120	4	157	12	
	91261903			3	D	50	27	120	11,5	157	12	
200	91252002	91262002		2	D	35	27	120	4	167	12	
		91262003		3	D	50	27	120	11,5	167	14	
		91262004		4	D	65	27	120	19	167	14	
225	91252252	91262252		2	D	35	27	120	4	192	12	
	91252253	91262253		3	D	50	27	120	11,5	192	14	
250	91252502			2	R	35	27	130	4	217	14	
			91282503	3	R	50	27	130	11,5	217	14	
		91262504		4	R	65	27	130	19	217	14	
300			91283004	4	R	65	27	130	19	267	14	

MATERIALE **GHISA**